

Table of Contents

The Purpose
Principles to Teach
Rock 'n Root
Provisions
Precautions
Plans of Construction
Safety and Hygiene Guidelines

God's WORTHshop is far beyond a collection of projects that become ho-hum activities to keep hands and minds busy, through long 'golden years' days of feeling like you've been shelved, by God and those around you. Though it may seem overly simplified, there is great truth to the axiom - "If you're still breathin', God has need of you... or moreso, you have need of Him."

It would be short-sighted to think that God's WORTHshop projects are just for the silver-haired.

God's WORTHshop projects have a two-fold purpose:

- (1) Assemble the projects while learning heavenly truths, often represented by items and instructions in the project.
- (2) The finished kit (project) then becomes a toolkit used by faith-based leaders, in basements, backyards, or jungle clearings.



(Note: Please review the Safety and Hygiene Guidelines Document.)

The Purpose

The Bush Church has become far more powerful than when the first bamboo sticks were attached. The project began as just a time filler for idle hands on a snowy day. The heart yearned to become a part of the project by creating something that would draw the minds and hearts of others closer to the Master Carpenter; our Lord Jesus Christ.

Seeing how valuable other WORTHshop projects have been in construction, scripture guidance, and the deeper love for Jesus gained, in its use as a teaching tool, the hope became that of the Bush Church also.

- The construction segments are a great way to draw adults (especially older) and children together in the process. There are enough details that most all ages can be a part.
- Its construction is meant to help you and I to gain a greater sense of the harsh deprived conditions that many families must deal with in serving the Lord with each task He gives us.
- We should all gain a greater respect and burden for our own places of worship and those that maintain it, with their varied talents.
- The Bush Church has no printed Bibles or hymnals. This imaginary little church family, as yet, has no written language, let alone any books. Their community is waiting for someone maybe with your skills to help design a language so they can teach their own people the precious words of John 3:16. Only a rock, a root, and the little plaque containing small pieces of the colors of the wordless Bible used around the world, become their centerpiece of worship.
- The Bush Church is a reminder of the responsibility for partnership and participation in resources and skills needed for a house of worship. God has given us all skills in model building and full scale building that leaves no room for spectators – only partners in unity.

The Principles to Teach

A church is a blessed teaching station; no matter if it's located in some remote rain forest never seen by white man, or main street in your town. God has ordained and provided for construction and operation of the church, big or small.

The little Bush Church is a teaching tool to help us in many ways to understand and therefore appreciate the needs of God's fellowships. Fellowships so small there are no utilities, books, sophisticated musical instruments, and maybe not even a written language to learn of God's unmatched love and provisions. To have a deep abiding burden for God's remote fields of harvest it's important to walk their walk, in a sense.

Our little church construction project helps us visually step inside their place of worship and taste their unique blessings and challenges. This even deepens our appreciation for God's provisions at our church also.

This may bring to mind a question asked by every generation about God's provision for

knowing Him and making Him the Lord of one's life. The question goes something like: “How is God going to hold accountable the forest natives who've never seen a missionary, to accept God's only way of Salvation by faith?” God's Word contains all the answers that are appropriate for us to have to be able to faithfully, joyfully follow God's leading and claim on our life.

In his letter to the church at Rome, the Apostle Paul goes into great detail to explain that salvation is by faith plus nothing. He explains that this has been true before the Cross and is still true today; no exceptions. “... **so that they are without excuse.**” (Romans 1:20)

Lessons from the Bush Church

1. **There are no exceptions** to the requirement of faith for salvation, with or without missionaries, before or after the Cross, Bible lessons, or digital presentations with fancy Dolby stereo sound.
2. “**Who made rule number one**, above?” That answer is nailed down without gray areas in the preceding phrase of our Romans 1:20 verse. “...even his eternal power and Godhead...” It's pretty clear that God is the ruler of all; it's always been that way, and it's going to stay that way. He answers to no one but Himself. This is a perfect footing for any rules that are made and if any exceptions go with them.
3. **What fact or event proves God** has provided knowledge of Himself, His eternal power and His Godhead, authorizing Him to create rules of salvation by faith alone? The preceding phrase in our verse gives us indisputable evidence of His eternal power and His Godhead, “...being understood by things that are made...” All that exists around us is enough evidence for us to take a lifetime to fathom.
4. **Far more than the objects of God's creation** is the order of those created objects; their harmony and their rhythms or cycles. These incredible, mostly invisible, operations of creation add more evidence of His eternal power and Godhead. Consider the harmony of God's created objects we know are all part of our finger. The skin, muscles, nerves, bones, blood vessels, hairs, fingernails, all designed by God, must work in harmony and with the rest of our body or we'll not be able to butter our toast every morning.
5. **Danger exists here!** As we consider nature's evidence of God's power and authority, some folks are misguided into worshiping the created objects, like stars, planets, and possessions, rather than seeking and worshiping the Creator of all that is. (Romans 1:21+)

If we imagined ourselves walking into a full size 'Bush Church', we would be impressed with the benches, or the pulpit, or the thatched roof; all made without power tools or college trained craftsmen. But try as we may, we'd not discover the invisible parts of the church. They would be the spirit of fellowship, the order and schedule of use, its harmony.

6. That dedicated church leader might hold up a rock and teach about the hardness or lasting

attributes of heaven's creator (not even knowing his name). He might hold up a leaf and show its intricate design; exactly suited for the climate it is to grow and bare fruit or produce medicine in. That church leader is very careful to continually remind his listeners that worshipping lifeless rocks leaves that rot is foolish. Far better is to worship the one who has created all things and fit them together. This is referred to as the “Natural Revelation”.

Rock 'n Root

My imagination paints a picture for me of a somewhat typical day of the Bush children very respectfully filing into their seats of the Bush church to begin another school day. As they wait for their two teachers to get themselves organized, the children's eyes scan all that is about them. They see their peers seated nearby and smile quietly. This little building is never a place for horseplay or rowdiness, no matter what day it is or whether the agenda is school or worship.

The eyes of the smallest see the underside of the thatched roof with the tree branches used as a framework for all the roof thatching. Their little eyes notice the short upright branches that become the lower walls for a barrier to keep out annoying animals. With hardly an inch between them and the next student, little fingers with a big world to learn about, traces the very rough surface of the bench they are so happy to have to sit on. School becomes harder when you have only the dusty ground to sit on.

Behind them are seated the older children that notice the shelf behind where the teachers stand. As long as they can remember, the only two things on the shelf were the rock and the root. How many times the worship teacher taught them lessons using that rock. Rocks are very important for so many reasons. They become a weapon to kill a snake. They become a fence to keep farm animals in and wild animals out. A rock with a sharp edge can skin an animal to make clothes or dig out a log for a boat.

Some of the favorite lessons of the older children use the root to teach. The root is as different from the rock as the daytime is from the nighttime. Roots grow. They need food, water, and attention. Roots are the important part of the plants and trees. With them trees mature and bare fruit, and leaves that become medicine to heal and poisons to subdue wild animals. The little children were taught that roots need to be protected and kept clean of weeds and bugs. The children were taught they need to treat their own bodies the same way.

Anyone can easily see that the Bush village needs both the lifeless rigid uncaring rocks just as much as the roots that live and grow. There have even been special meetings during the crashing sounds of storms when their worship teacher reminded them the lightning and flooding rains are soon over and the village will be able to enjoy the warm sunshine that also comes from above.

One such special meeting was held on a clear night with everyone laying face up on the grass. The worship teacher told them to look very hard at the tiny specks of light in the sky. He said there were too many to count, but they never run into each other. And who feeds them so their light never goes out?

The worship leader stresses over and over that we must always guard against thanking the rocks and roots for all our needs, but we must pray and praise the one who made all these things and has them all work together. Some of the children began singing little chants at school and worship that used the name “Lamnel” which to them meant “Sky Father”. The Sky Father concept fit well with their belief that if they tried to cheat or lie or other things they knew were wrong, that same sky person that made

the sun and stars would punish them; that's what fathers do; in the sky and in the deep forest.

The oldest children sitting in the back benches think about where the rocks and roots came from, to begin with. Someone had to create them. A rock can't make a root and roots can't grow a rock. Other questions come to mind about where hugs came from, why does the worship leader always take so much of his time teaching them about the Sky Father. The children see everyday examples of villagers that so often do things for others without expecting any payment in return. Where did these spirit feelings that produce good actions come from? Certainly not from the rocks 'n roots. These feelings in us must have come from the the Sky Father.

The school teacher began the lesson with just a few words when a small child left his bench and ran toward the teacher. The child didn't care whether this was school time or worship time. Right in front of the teacher, the child's small arms wrapped around the teacher's leg and sobbed loudly. Between the sobs, the little girl words asked to teacher to talk to the Sky Father, and make her own father well. He had been sick for so long and wasn't getting any better with all the medicines and witch doctor chants. If the Sky Father could make rocks, and roots and rain and rivers, he could certainly make her daddy well. The little girl words were not all that clear but she tried to say she'd gladly give her life away to the Sky Father if he'd give her daddy new life.

How is it that a little child who can't write her own name can understand love and sacrifice better than an adult surrounded by computers, cars, computers, and man's created things?

All the children, young and old, noticed the poster with the colors on it. The colors were all made in traditional way of grinding up pieces of rocks, cooking juices from certain plants to make the dyes to make the lesson that needs no alphabet, written language, or great education. The children, and their parents too, could hardly wait for the worship day to get there so their loving worship leader would tell them what the colors meant.

Do you know what they stand for? They explain without written words, the meaning and way of eternal salvation by Jesus Christ, as follows:

- Gold stands for heaven and the streets of Gold; where God is, and wants us to be.
- Black or the dark color represents the blindness; the darkness of sin.
- Red is the color of Jesus' blood that was shed as a perfect, one-time-only sacrifice for our sins.
- White is the clean color. It's the color of our spiritual heart when we've asked Jesus to come in.
- Green is for growth in Christian maturity to be able to withstand Satan and his evil attacks.

While the Bush Church uses no printed materials, you and I can.
You'll want to review the plan of salvation in greater depth than just the wordless poster.
Keep reading The Most Important Question to be ready...

- beyond the expertise of any human architect. Knowledge is no more productive than the garden seeds purchased but left in the package, or the engine bolts left in the box.
2. Manner of Workmanship gives the workers or the students the techniques, procedures, and how to use tools to progress the work in a safe efficient manner.
 3. Understanding is the gift God gave to Bezaleel to best help the workers internalize what they were to do with the materials and tools. Some workers can take verbal direction. Other workers may need recipes of commands or blueprints. “Understanding” teaches the instructor that youth learn differently than adults. It shows the teacher that women absorb different facts of the project than men do.
 4. Wisdom is mentioned first as the gifts God gave to Bezaleel and therefore is almost sure to be the most important (according to the “Law of first mention”). Wisdom is the desire to feel the WHY of the training or project. It contains the passion; the fire within the teacher to train regardless of compensation. It carries the burden to prepare lesson plans, organize the teaching arena, and be burdened for good follow-up.
 5. Helper, Aholiab was his name. For a host of reasons, every teacher needs a helper. Paul had helpers deliver his lessons(letters) to the churches. Pastor/teachers need helpers in the form of church staff and other teachers. Quite often, helpers are really On-the-Job trainees for becoming future teachers. Helpers can “guard the flock” against intrusion and disruption of the training.

“And the LORD spake unto Moses, saying, See, I have called by name Bezaleel the son of Uri, the son of Hur, of the tribe of Judah: And I have filled him with the spirit of God, in wisdom, and in understanding, and in knowledge, and in all manner of workmanship, To devise cunning works, to work in gold, and in silver, and in brass, And in cutting of stones, to set them, and in carving of timber, to work in all manner of workmanship. And I, behold, I have given with him Aholiab, the son of Ahisamach, of the tribe of Dan: and in the hearts of all that are wise hearted I have put wisdom, that they may make all that I have commanded thee;” Exodus 31:1-6.

Scripture also gives us an example of some very evil construction as explained as the tower of Babel in Genesis 11. Can you guess why?

The Precautions

In tasks for the Lord, large or small, Satan is sure to be getting his evil efforts in the door and disrupting God-honoring ministries. The Old Testament book of Nehemiah is chock full of hurtles thrown at the construction efforts of the Israelites rebuilding their precious city Jerusalem and its surrounding walls. Some of the trouble even came from inside the ranks.

During the table top construction projects of BamBuilders, the efforts of young and old, encouraging each other with glue guns, and scripture, Satan's ways should be discussed, and guarded against. They were varied and relentless. Some of the tactics were Mockery Neh 4:1-6; Conspiracy 4:7-23; Extortion 5:1-19; Compromise 6: 1-4; Slander 6:5-9; Treachery 6:10-14. They had to work in the presence of armed guards. Their security also included an alarm system.

The little Bush Church community probably had to deal with snakes, wild animals, and

unspeakably bad rains etc. Imagine yourself inside that far away church and some of the challenges you'd face to hear the Gospel taught and preached... Compare those conditions with the blessed worship times you have in your own church. Church conditions and challenges is a good measurement of how precious we consider our time and opportunity in our church.

We remind ourselves the Bush Church project has several purposes:

- Provide a table top project for young and old to disciple each other and maybe even
- create a second Bush Church to send to another missionary or faith based fellowship to be used in their ministry.
- Help us deepen our passion for missions, and the challenges they face, therefore
- greater appreciation, partnership, and participation in our own church.

The Plans of Construction

(Note: Please review the Safety and Hygiene Guidelines Document.)

- **Tools and materials** can be substituted with availability. Some suggestions are:
 - Use bamboo skewers available at most craft stores and large department stores. Bamboo is much easier to work with than wooden dowel rod in many cases.
 - Some “instant weld” glues are very dangerous. I used a low temp cheap hot melt glue gun. (about \$3.)
- **Sequence** is broken up into several steps; some of which can be carried on simultaneously depending on your 'construction crew'.
 - **Walls and Ceiling**
 1. Begin with prayer with strong conviction of why you are doing this. Ask God for safety and order of assembly.
 2. Construct side walls. Make sure they are flat, square, and equal, then add diagonal stiffeners. (One advantage of hot melt, is the parts can still be cut apart; with caution)
 3. Add ceiling strips front, back and center. Add temporary braces across bottom of walls during initial assembly. Make sure the ceiling is flat and square. Add two diagonal stiffeners in the rear half of the ceiling.
 4. Add front and back walls, including the doorways. Make sure they are square before adding diagonal stiffeners.
 - **Thatched Roof (optional – a less intensive alternative might be chosen.)**

Lay out a truss pattern like the one in the image, with the following stipulations:

 - The “O” locations (3 places) are where the stringers will connect all three trusses.
 - It is very important that the lower truss strut should EQUAL the INSIDE width of your church. This will make the truss stringers sit right on the tops of your church walls.
 - The peak of the truss should have a GAP so that the stringer can sit just inside the two truss caps as shown. Lay the pattern against the end of your church to make sure the pattern size matches the church walls. shows this alignment.
 -

Additional pictures are in the EvangelismGold.com BamBuilders Bush Church gallery.



A




BB




CC




DD




EE




FF



GG



HH



II

Page 1 of 2 gallery

Larger images can be
downloaded at:
EvangelismGold.com


Page 2 of 2 gallery



JJ




KK



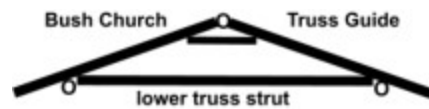
LL



MM



NN



Safety and Hygiene Guidelines



All of the WORTHshop projects are exciting ways to disciple the saved and unsaved, young and old in our Great Commission efforts. As with Nehemiah, we must be continually on guard that we don't give Satan an open door to derail our heartfelt God-honoring efforts. Here are just a few of the many considerations before and during student times:

- Provide opportunity for permissions, written and verbal for your students to be involved.
- Make sure student times are well defined in advance.
- Have adequate responsible leadership and helpers suitable to the student's age group.
- If any snacks are provided, consider their limitations according to each student.
- Construction materials, tools, and methods must be carefully established to prevent any accidents or injury.
- In only a few cases, some used materials may be used. Consider any hygiene/sanitation preliminaries that might be needed.
- For the very small students, tools, and sharp materials must be kept away from the face.
-
- There are certainly other considerations appropriate for this list you may think of.

[[End of Safety and Hygiene Guidelines]]

[[End of the Bush Church Project]]