

Critical Cataloging

| The Principle to Learn | In God's Word |
|--|----------------|
| The organization and storage of resources. | Joshua 7:16-18 |

Preclass



- Review the goals of ComputiVerse
- Review the Class Tips
- Review the Gospel Message

Other ComputiVerse© lessons teach the division of large tasks into smaller ones in order to create intermediate goals, and interchange modules. This lesson deals with cataloging-- the organization and storage of resources.

Process

Include the steps of the gospel (pg V) throughout the lesson; so while student attention is fresh, the real lesson is being planted.

Pray first.

By God's design, at a very young age we unconsciously begin to develop the habit of categorizing: the grouping, organizing, arranging, titling, "pigeon-holing" of objects and events around us. This is the way we comprehend and define things in our world – by comparing something new with other things that we already understand.

An example: A horse is something like a dog--except that it is larger, it does work, it eats different food, and it may take me for a fun ride.

When we are confronted with many different creatures or objects, we automatically begin to group them. Sometimes the categorizing is difficult. List in the box below the DIFFERENT ways you might classify some farm animals:

They could be grouped by size or by gender, by whether they are noisy or quiet, by the food they eat, or by whether they do work, or don't work and just eat all the time. (That last one is a category for my big brother.)

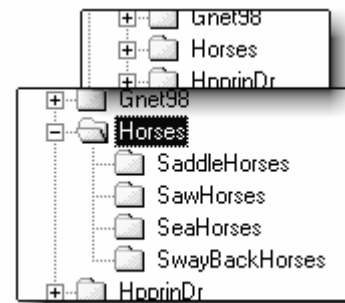
The *categories* into which we group animals are MOST important. Some would say these are just as important as the information itself. For instance: To categorize all the farm animals into two groups distinguished by whether or not they have lips, wouldn't be very helpful.

Cataloging our computer files and pictures is very important if we want to make good use of all the data on the computer hard drive. Cataloging is also very important when we want to start clearing out old files to make room for new ones.

Help the student to see that the good cataloging of files is just as important as the files themselves. You can't enjoy that neat graphic of the International Space Station if you can't find it on your hard drive.

[Read the Closet Secrets story]

In 1873, using some ideas he'd seen, Mr. Melvil Dewey divided all the book subjects used in his college library into ten different categories like history, religion, mathematics, arts, literature, language and others. He then divided each one of his ten main categories into smaller categories etc. He published his Dewey Decimal cataloging system for others to understand and apply to their libraries. Thanks to him, you and I can go into our public or school libraries, and find that book we need to do our homework. Even with computers in libraries, we still rely on good cataloging, using his system.



It should now be obvious to us that Mr. Dewey designed a system of organization far more useful than he could have imagined. If your computer uses Microsoft Windows, move your mouse pointer over the START button and click your RIGHT mouse button once. Next, left-click on "Explore". You'll then see two windows side by side. The left window shows a column of little yellow FOLDERS – just like the manila folders you've seen in a file cabinet. Some of the folders will have a little + (plus) sign to the left of them. That means you can left-click on the plus sign and see another folder that is in the one you just clicked on. In the picture above, I clicked on my "Horses" folder; can you see what happened?

You can learn more about folders by left-clicking START, and then click on HELP. In the window, type the word FOLDERS.

CAUTION!

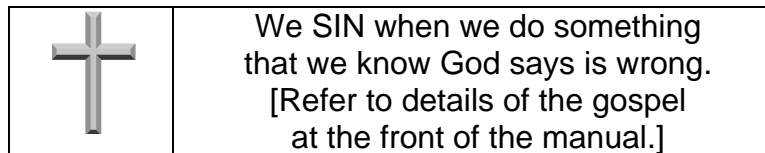
The Explore feature is very powerful and can remove files forever if you've been careless with the way you use your mouse.

When you click on a folder or its plus sign, the little folder icon (small picture) changes to look like it is opened. At the same time in the right window, you can see more completely the contents of the opened folder.

God has given us the electronic computer and its Explore feature to organize and store computer files. But it is very important that we ask Him for help in cataloging all our good stuff so that we can quickly find what we want and need.

ComputiVerse

God's Word shows us the importance of cataloging by teaching Joshua how to locate one man in the large nation of Israel. That man had sinned terribly, and was about to see God's power and efficiency, which God teaches us through cataloging.



Read Joshua 7:16-18.

Rather than have every person in the nation of Israel march past Joshua, God had the LEADER of each of the twelve tribes pass before him; then God directed Joshua to the tribe of Judah.

Next, the leaders of each of the families of that tribe of Judah had to pass by Joshua, and God singled out the Zarhites. Within that family, Joshua directed the heads of each household to pass before him, and Zabdi was chosen. Then each MAN of Zabdi's household passed by, and God Himself pointed out Achan as the one who had sinned by disobeying God's clear command.

Here we see the cataloging of the nation by birth kinship into

TRIBES; then into

➤ **FAMILIES;** then into

○ > **HOUSEHOLDS;** then into

▪ > **PERSONS.**

Here is the guilty one !!



Two lessons were taught to the people of Israel that day: One lesson demonstrated the efficiency of cataloging the people; and the other lesson showed Israel the awful consequence of sinning against God. ☹️



Closet Secrets

[Theme: Cataloging saves time and space, and is profitable.]



**Whatever is about to happen, I'm not going to like this.
Could it be that my dog is seriously ill? Oh, please, not Bandy!
Or did I say something that ol' doc Neese didn't like?**

Ten-year-old Alex quickly thought of all the things he might have said as he followed the animal doctor back to her office.

Seeing the worried look on Alex's face, Doc Neese invited him to sit down.

"Now, there is nothing wrong, so don't look so worried," she began. "Actually, I wanted to talk to you about the laptop computer you've brought in with you. I noticed that in the waiting room you were doing something on your laptop, but it didn't seem to be a game."

Alex breathed a sigh of relief. "Well, for my initiation into my neighborhood's computer club, I have to come up with a good use for a computer that doesn't have anything to do with entertainment. What I like to do most of all is to make special lists called databases that you can do neat things with."

Doc saw the serious attitude with which Alex described some of the simple things for which he had made lists, but he didn't mention anything that would help him pass his club initiation. Alex had hardly finished sharing his problem with the initiation project, when Doctor Neese rose to her feet from behind a desk piled high with books and papers. She went over to a large closet, slid open the doors, and said to Alex, "I've got a project for your initiation that I think you would enjoy doing." She pointed to several large stacks of papers, all neatly tied up with strings. Alex looked puzzled.

"Beg your pardon, ma'am, but what does cleaning out this closet have to do with my computer project?"

The soft-spoken animal doctor explained to Alex that the stacks of papers were actually records of the medicine, that she had given to animals brought in for treatment over the last two years. The problem was, the little animal clinic had to make every bit of money count. The biggest waste was buying too much of a certain kind of medicine, and then having to throw some of it away because it was too old to be used any longer. "Alex, it would be a big help and money saver if you would create a database list of all the medicines that were actually used," she said. Doc added, "It will be very important for you to include when, and for which kind of animal patient."

After getting permission from his parents, and praying about the project, Alex began the following Saturday. Doctor Neese was impressed by his mature approach in that he didn't even bring his laptop computer. Between patients, Alex told the doctor that good databases require good planning, even before touching the keyboard.

By the next Saturday, the office clerk had gone through every one of the old closet records and had written a number on each one. Alex wouldn't even have to type in names and addresses. Doc made the project even easier by giving Alex a numbered list of all the medications she had used on her animal patients. Alex saw how pleased Doctor Neese was, as her chaotic medicine inventory started to take shape. And he also noticed the growing satisfaction within himself as he continued to work on such an important project, which went well beyond the initiation requirements.

Alex thought about the key ingredients he had used.

1. Pray for God's leading in the project
2. Preparation even before he touched the computer.
3. Permission from his parents.
4. Praising the Lord for His goodness. (end)

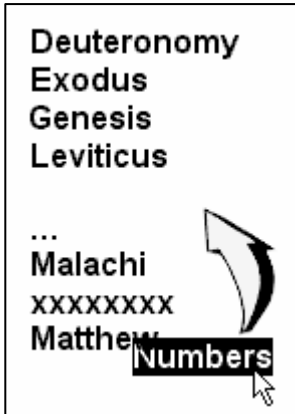
Book Movin' Mouse - Fun With Friends page

(One of the last pages in this manual has a list of books in the Bible. You may copy it, if you have no computer)

Use a word processor to type all the books of the Bible in their order (in a vertical list) shown in the front of all Bibles.

Save the file at least two times as different names for security purposes.

Also add a line of x's right after Malachi and before Matthew.



The game starts like this: Find the menu selection that sorts your PARAGRAPHS. Then do it. This will rearrange all 66 books into alphabetical order. Next try to put all the New Testament books below the line of xx's and Old Testament books above.

There should be thirty-nine books above, and twenty-seven below the xx's.

In so many places in God's Word we're cautioned to do things decently and in order. God has taken careful steps to put His word in the order we have it, for His purposes. We should practice over and over to maintain that

order when we list His inspired word and use it in our daily lives.

Tip: With some word processors you can double click the mouse to quickly select the whole word. Press and hold down the left mouse button and drag it to its proper place.

begotten
For
gave
God
He
His
loved
only
so
son
that
the
world

Only One Of A Kind!

Using the same processes as above, type in the verse John 3:16 with only one word on each line. Then use your menu selection that sorts your PARAGRAPHS. Then do it. This will put all the words in alphabetical order. Your verse will now look something like this. With a friend and your mouse rearrange the words in the correct order.

You will want to explain the unusual phrase, "only begotten". It means only one of a kind... no other one like Him. Discuss with your friend why Jesus is the Only Begotten. He is the sinless sacrifice that paid for all your sins and mine. We need to invite Him into our hearts though, to be saved.

(end)

Sin is doing
things we
know God
doesn't like.

